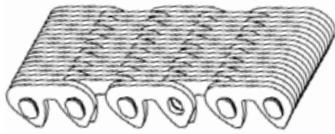
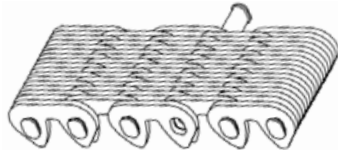


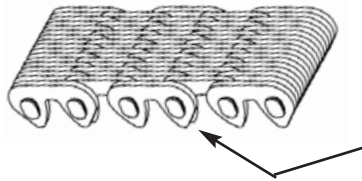
## Connecting Silent Conveyor Chain With a Single Pin Joint



1. Bring the ends of the chain together so the holes in the link plates are aligned



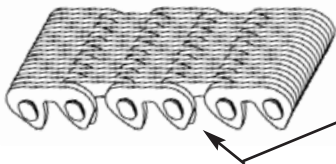
2. Insert a connecting pin.



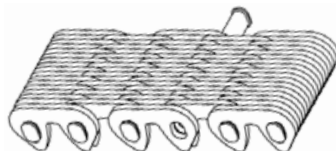
4. Peen the end of the connecting pin. Make sure the peened head is large enough to retain the pin within the chain.

---

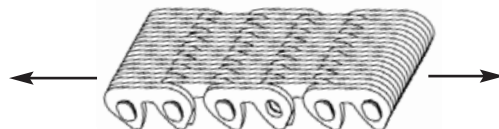
## Disconnecting Silent Conveyor Chain With a Single Pin Joint



1. Grind off one pin head at a side link.



2. Remove the pin.



3. Separate the two ends of the chain.